

1

2

3

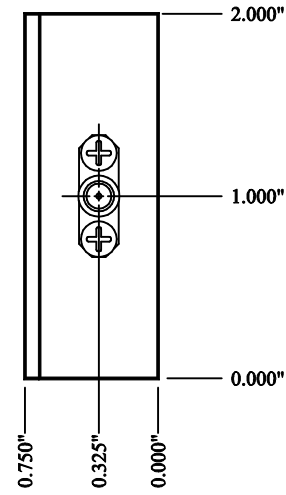
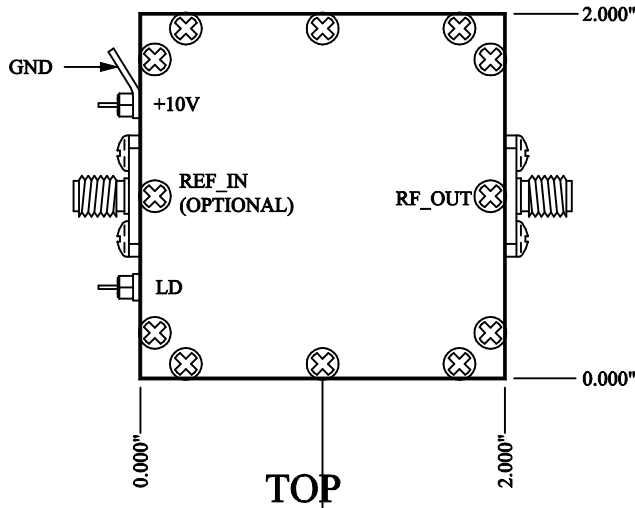
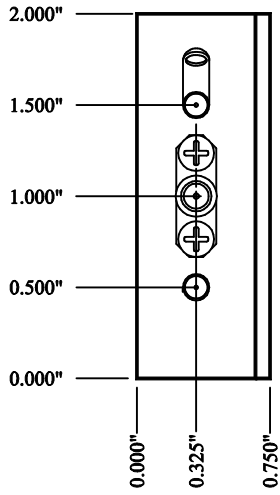
4

5

REVISIONS

REV	DESCRIPTION	DATE	APPROVED
A	INITIAL RELEASED	Oct, 19th 2006	TQ

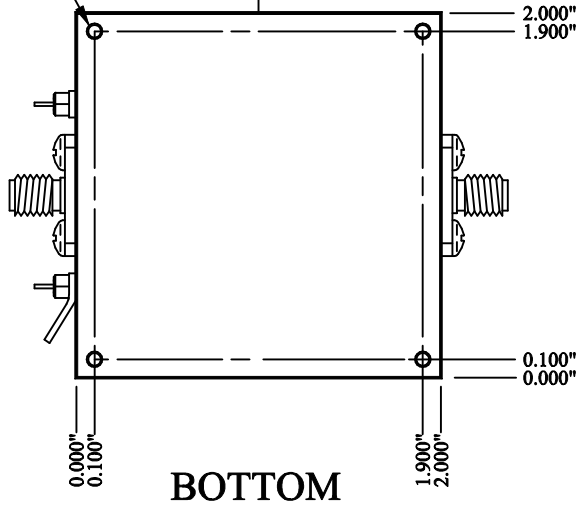
D



C

TOP

2-56 Drill & Tap
0.200" Deep, 4 Places



BOTTOM

Note, unless otherwise specified

1. Dimensions are in inches
2. Tolerance:
.xx = 0.01"
.xxx = 0.005"
.xxxx = 0.002"
3. Standard surface finish
4. Material: T6068 Aluminum Chem Conversion Coat

B

A

NOT TO SCALE

General Electronic Devices

San Marcos, California

Title

LMPL_F MECHANICAL DRAWING

Size A	DWG NO. 11003	Rev. A
-----------	------------------	-----------

Drawn By: TQ Appr. By: Date: Oct, 19th 2006